



NOREASTCON is 50!

Hosted by the Northeast NY chapter of IPMS USA, Noreastcon celebrates its 50th anniversary this year. Unfortunately we received notification just recently – too late to notify members who may have wanted to participate. It was held April 29 & 30, 2022 in Latham, NY. This year they have (had) a beautiful award for the Best Canadian Subject, and hopefully we'll get some info on the winning model.




Actually, here was IPMS Canada representation at the very first Noreastcon when members Bob Migliardi and John Clayton travelled down to Troy, NY in 1972. That was the event that saw the birth of the legendary Royal Canadian Beer Blast... but that's a story for another time...

Kingston is Back!



As you will read elsewhere in this *beaveRTales*, the Kingston, Ontario chapter of IPMS Canada has been resurrected. Welcome back! We encourage all members in and around Kingston to get involved.



Do you want some IPMS Canada free decals for that 1/72 scale CC-137 Honker model you want to build? It's simple... all you have to do is let us know. Oh, and provide some info and reference material, as while we do have an art department, we don't really have a research department. And also it would help if the subject has some interest for your fellow members. In other words easy on the, "I want some markings for my grandfather's bicycle Spitfire" (don't laugh... you'll see.)

But seriously, if you have any ideas for our next free decal sheets – aircraft, armour, or whatever – please contact us. You'll have our thanks, and who knows... maybe some decals for it as well.



HEADON TO OMAHA THIS SUMMER?



Once again, if you're planning... or even considering going to the US Nats in Omaha this summer, we'd like to hear from you. We'll be needing some help picking the **Best Canadian Subject** model, and your input down there would be welcome. Whether you're from the Great White North, or Canada's lower 50, send a note to **RT** Editor Steve Sauvé at RT@ipmscanada.com. No commitment on anyone's part. We just want to get a feel for how many IPMS Canada members may be there.

YOUR FEEDBACK

(some comments have been edited for length, etc)

Jim Coles of Ottawa writes:

Re the CIBC commercial, I've seen a light aircraft with the same swooping rear fuselage somewhere. I was thinking of a couple of the Diamond Aircraft designs for the basic fuselage shape. They may have been the starting point for a computer graphics rendering, with the rear-placed single cockpit and the nose and air intake coming from some of the 1930s racing aircraft designs.

Arie Vos from the Netherlands writes:

I'm reaching out to your CF-5A/D experts. Does anyone happen to know if there are paint masks for the camouflage in 1/72 for the early green/grey scheme? As The Netherlands used the same pattern on their NF-5A/B's they would be useful for these as well. Thanks for any help. arie.vos@caiway.nl

Royal Bicycle Squadron

What have we here? A sketch from Monty Python?! It certainly looks like it... bicycle Spitfires flying (?) in formation.

But after you stop laughing think about it. It actually makes a lot of sense. If you have to learn the basics of formation flying this would be a lot easier on the aircraft, the new pilots, and the unit commanders' nerves than sending them up cold in real Spits.

Hmmm... just noticed that two of the bicycles seem to be night fighters in an overall black scheme!



ATTENTION CHAPTERS

After pandemic-induced cancellations, IPMS UK will again be hosting **Scale Modelworld** – the world's biggest modelling show! This year it is on Saturday and Sunday, 12th and 13th November, at the Telford International Centre, Telford, Shropshire. website: www.smwshow.com

Any official IPMS Canada Chapter that wants to display, please contact IPMS UK's Overseas Liaison rep, Gary Wenko (overseas@ipmsuk.org). He will provide you with all the info you need to apply. Tables will be allocated on a first come-first served basis, so if your Chapter is seriously interested, it's not too early to start planning. You can find some good info about Scale Modelworld in Nov 2013 and April 2016 editions of *beaverTales*. This would not be an easy project for a Chapter, as it involves lots of planning, logistics, and international travel. And if you thought transporting your models to the monthly meeting is a hassle...!

If any chapter is interested, please contact Gary and also our Chapter Liaison member, Kerry Traynor.

Chapter & Member Liaison

Kerry Traynor



Good News!

IPMS Hamilton produced yet another great model show! I was able to attend the HeritageCon 2022 show at the Canadian Warplane Heritage Museum in Hamilton Ontario and it was great to be able to attend a model show.

IPMS Hamilton did a great job of making the show as safe as possible (Covid wise...) for all involved. The show was very well attended with hundreds of models on the table. And for those in the mood to buy, there was no shortage of vendors. There was a positive and happy atmosphere at the show as people were just glad to be there in person amongst friends, models, and really cool aircraft! Well done IPMS Hamilton!

More Good News!

As has been mentioned on social media, IPMS Kingston (Limestone City Model Club) is back in action. This is awesome news. For those in the Kingston area who are interested in connecting or re-connecting with the chapter, you can contact Tony Daicar at tonydaicar699@gmail.com, or through the Limestone City Model Club page on Facebook.

A Reminder to our Members...

This is a reminder to ALL members; it is YOUR responsibility to keep IPMS Canada up to date with your contact information and to keep track of your membership status. IPMS Canada sends out ONE notice of your membership coming up for renewal. We strongly recommend that you act on this immediately on receiving the renewal notice so that it is not forgotten, and you will continue to receive RT and BeaverTales with no interruption.

A Reminder to the Chapters...

This is a reminder to the chapters that it is their responsibility to keep IPMS Canada up to date with any changes in the leadership of the chapter (with contact information), meeting venues and times and chapter status. This information is used to ensure that the chapter information on the IPMS Canada web page is accurate and that the chapters receive all communications from IPMS Canada.

Spring is Coming...Soonish

Although we are all anxious to see spring in full bloom and winter being a dim memory, Mother Nature has been less than enthusiastic about moving on. Good for spending extra time at the modelling desk, but not so good for getting the bike out.

Whatever the weather, enjoy your time at the bench!

Kerry

Kerry's build over the last 8 months.



Hasegawa 1/48 Phantom FG.1
892 Squadron Royal Navy 1976



Tamiya 1/48 P-47D Razorback
Robert S. Johnson, 61st FS, 56th FG, Spring 1944



Dragon 1/35 Tiger 1
(Late Production) w/ Zimmerit 1944

TO HELP UKRAINE



*The following info was passed on to us
by Mark Heyendal in Ottawa*

All of us are shocked and saddened by the conflict in Ukraine. Just over a couple months ago Ukrainians were living their lives in peace and suddenly their world is upturned and compatriots are dying. A sad time for Ukrainians.

If you want to donate to Canadian relief organizations, then see https://apps.cra-arc.gc.ca/ebci/hacc/srch/pub/dsplyBscSrch?request_locale=en for Canadian organizations who may issue receipts for tax purposes. The United Nations and its agencies may also issue receipts.

Ukraine is the home of many great model companies. (See below... though many may no longer be accessible.) If you want to purchase any of their merchandise we advise you do so from a vendor outside Ukraine. The Ukrainian online commerce system, shipping and postage operations are undoubtedly in a shambles and may not be functioning... and some of the companies themselves may not even exist any longer.

The following email messages (edited) were received from Artem of PM (Plastic Model) Store.

Feb 24

“Hello – This is Artem from PM-Store.

“Dark times came to my country. Russian Invaders bombing our cities. Killing our civil citizens.

“Dictator Putin hates Ukrainians and wants us to not exist. Russian helicopters and fighters are over my house right now!

“Stop War, Stop killing people. Now all world sees how crazy he is. We want to live in peace. Begging all your countries to help us, save our lives. I can’t believe how this is possible in our times in the middle of Europe.

“This crazy Putin wants to start Third World War. We all need to cooperate and stop this. Pray for Ukraine, Support Ukraine, Help Us !!!”

Feb 28

“Hello – This is Artem again.

“I have received lots and lots of emails supporting us. I deeply THANK every one of you for that! I thank every person who came to the streets of your cities for solidarity with Ukraine. We feel this support and we know that all world is with us.

Ace - <http://acemodel.com.ua>

Aim Fan Model - <https://www.scalemates.com/brands/aim-fan-model--3268>

Amodel - <https://www.scalemates.com/brands/amodel--66>

Armory - <http://armoryhobbyshop.com>

Arsenal Model Group - <https://amg-models.net>

Art Model - <https://www.scalemates.com/brands/art-model--91>

Avis - <https://www.scalemates.com/brands/avis--458>

Big Plane Kits - www.bigplanekits.com

Clear Props - www.clearpropmodels.com

Condor - <http://www.condormodels.com>

Dora Wings - www.dorawings.com

ICM - <https://icm.com.ua>

Foxbot Masks & Decals - www.foxbot.com.ua

Halberd Models - www.facebook.com/Halberd-models

Lemkits - www.lemkits.com

Mars Models - www.marsmodels.eu

Master Box - <https://masterbox.com>

Metallic Details - www.metdetails.com

Military Wheels - <https://www.scalemates.com/brands/military-wheels--359>

Micro-Mir - www.plastic-models-store.com

MiniArt - <https://miniart-models.com>

Mini World - www.miniworld.in.ua

Modelsvit - <https://www.modelsvit-eshop.com>

Print & Scales - www.printscale.org

Proper Plane - www.properplane.com

ResKit Models - www.reskit-models.com

Roden - <http://www.roden.eu>

Skif - <https://www.scalemates.com/brands/skif--268>

Unimodel - <https://www.scalemates.com/brands/um--509>

“Yesterday we were bakers, engineers or drivers, but today civil men took a weapon for first time in our lives and fighting shoulder to shoulder with our army.

“We have a historical Ukrainian phrase: Freedom or the Death, and be sure we will fight till the last drop of our blood. After Glory day we need to help to treat seriously injured peoples, repair houses, repair bridges, repair all what was destroyed by Russian missiles.

“A few words about us: Our office located in Kyiv, so for safety of our team we are now closed and stuff are at safe places. As soon as possible we will come back to work and ship all orders. Don’t worry, you are safe, in case if conflict will take a bit longer, we able to refund your payment by request.”

May 15

“That’s me again! Artem from PM-Store.

“You haven’t heard from me for a long time...but I have to share with you what we have going on. You may already know, but less than a month ago we returned back to Kyiv and started returning to work after two months as refugees. Early in the morning of February 24, our entire team woke up very early from

the sounds of explosions and sirens. And instead of getting ready as usual and going to a cozy office, we were forced to flee the city.

“All this time we have spent in terrible anticipation and with incredible faith in the Ukrainian armed forces. Several guys from our office went to sign up as volunteers to the army, but they said that there were so many applicants to fight with Russians that there were not enough weapons and ammunition for everyone. They were put on a waiting list and sent home.

“We are sincerely grateful that you agreed to wait for orders that we did not have time to send before the start of the war. And we are especially grateful to all those who continued to place orders in the store, not even knowing if we could ship your order. I am grateful for the orders where you indicated in the comments: *Do not send order - go buy bullets.*

“Every dollar of yours went to support our team and volunteer expenses for the army and the treatment of wounded soldiers. Thanks to the courage of our soldiers, the consolidation of all Ukrainians and your incredible support, we are defeating this army of murderers, marauders and thieves.

“Despite the difficult situation we continue to work hard, and today we are launching the first sale since January. Support Ukraine and buy the best Ukrainian model kits at a discounted price. As before, your parcels are dispatched twice a week. Approx delivery time not is a bit longer and takes 3-4 weeks.

“Stay safe and build models! To Russians – don’t build models, build democracy!”

Posted on March 15




For those who haven’t heard, Valery Grygorenko, box art artist for Roden, was killed in Kyiv yesterday.

FINALLY... a 1/48 **Piper L-4**

We’ve run a couple of articles on the Piper L-4/J-3 Cub recently, and bemoaned the fact that there was no true 1/48 kit available (the old Smer/Heller example being 1/50). Well, Special Hobby in the Czech Republic has been working on a 1/48 L-4, and the rumours say it is due for release in June.

This is more than mere wishful thinking, as we have pictures of the box art, markings, and even the metal moulds being tooled in the CNC milling machines!





Here's a diorama just begging to be built!

On September 16, 2020, a polar bear damaged an RCAF CH-149 Cormorant, s/n 149911. The helicopter, belonging to 413 Squadron at 14 Wing Greenwood, was performing a planned two-week mountain flying search and rescue exercise and diverted to Saglek airfield in Labrador. Their preferred landing location was a nearby automated radar station, about 4 km from the airfield and at higher altitude, but because of the weather they had to land at the airfield which is at sea level. The field has water on either side and polar bears occasionally wander there, and in this case that's exactly what happened.

Normally, a security detachment travels with the helicopter. However, to reduce the risk of exposing the remote community to COVID-19, the number of military personnel on the training mission was restricted. During the night, while the crew was sleeping at the radar station, the curious polar bear began to investigate the helicopter.

The RCAF stated that the bear caused “superficial damage”, popping an emergency entrance window on the right side door, another emergency entrance window on the rear left side and the cover of what should be the emergency flotation device on the left side, just below the cockpit. The bear did not get inside the helicopter, and the crew was unharmed as they were at the radar station.

The repairs took four days because of the adverse weather that prevented aircraft from delivering the replacement parts to Saglek. After another helicopter managed to deliver the spares, the Cormorant was finally repaired and flown out of the remote location.

Belcherbits (www.belcherbits.com) make a detailed 1/48 scale conversion set for the CH-149. Unfortunately, while there are lots of parts, there is no bear included, so if anyone knows where to find one please let us know!




HIGH-SCHOOL STUDENTS BUILD PLANE MODELS

In every one of the 48 States, high school students are working with jig saw, sandpaper and glue for their country. They are building small, scale-model airplanes to be used by the Army and Navy in training pilots and gunners. Civilian defense air services will also use them to learn the silhouette and size of various planes when seen from a distance. Model planes are better for this purpose than printed outlines, for the observer can study them from every angle and learn to spot a plane before it passes directly overhead. Trainers use the models in locating a target's distance and speed so that they can develop accurate and deadly aim.

For these purposes, the Government needs many more thousands of the models than can at present be produced commercially. The high schools, with their working shops and students eager to help America at war, were a natural choice and are already at work on precise models of different American, British, Italian and German planes. Soon they will start on 30 or more other types, including Japanese and Russian. The Navy Department furnishes plans and technical advice, distributed by the Office of Education. The high schools, with the assistance of local clubs and interested groups, provide all material and labor. The planes are carefully and meticulously made. They must be exact models, on a scale of 1 to 50, before they are passed by Government inspectors and sent on to distant offices for distribution to aviation units and defense centers.

The Army and Navy expect much more from this plan than its immediate results. They hope that boys who have worked long hours in the planes, by actually building miniature P-51's and P-51's, may someday join the services to fly the real thing and, starting on this small scale, the next generation of Americans will soon become as much at home in the air as on the ground.

In the May 2014 *beaverTales* we ran an article on Toronto high school students who were building ID models to aid the war effort. Here we have a few pages from a March 1942 issue of **LIFE** magazine on the same subject. As the article's title reads, "High School Students Build Plane Models". Interestingly, while the Toronto students were shown building B-24 models, some of these Chicago kids are are shown turning out Spitfires!



VAMPIRE

Special Hobby
DH.100 Vampire F.3
“European and American Operators”
By Jim Bates

Beware of Monsters

When Dr. Stangebrush and the Model Paint Solutions gang gather at the local scale model clubhouse...aka *Skyway Model Shop*...on a Saturday morning, one of the topics of conversation is always what movie is on Svengoolie. I've always been confused by this. I know who Ghoulardi is (along with his substantially more talented son, Paul Thomas Anderson) but who is this Chicago pretender? I guess your monster movie hosts are regional, and I'm just out of touch with all things Chicago. (Ok, ok, maybe not the deep dish pizza, but pretty much everything else.) But never once has anyone suggested that the “*Curse of the de Havilland Vampire and its Goblin engine*” would be the evening's feature.

As far as Vampy goes, I don't think it appeared in any monster movies*, but it certainly was a successful early British jet. The second British jet to enter service, the Vampire first flew in 1943 and just missed entering service before the war ended. The Vampire was the first pure jet to operate from an aircraft carrier, the first jet to fly the Atlantic, and set a world altitude record in 1948.

The Royal Canadian Air Force had received a handful of Gloster Meteors, mostly for cold weather testing, but Vampire was the first jet powered fighter to enter service with the RCAF in 1948. (The Vampires were built in the UK, but assembled by de Havilland Canada in Downsview.) The RCAF ended up with 86 Vamps (85 F.3 Vampires and a singled F.1 for Cold weather testing), and they served until 1956 with both front line and Auxiliary squadrons. They were replaced by Canadair built Sabres, and upon retirement, some of the remaining RCAF Vampires were sold to a US company in Wisconsin named Fliteways, Inc. It is unclear what their plan was for the old jets, but they ended up selling a few to the US civil register (Google “The Vampires of Las Vegas” for a neat story about Johnny SkyRocket and the Mystery Jet) and fifteen were sold to the Mexican Air Force which operated them until the late 1960s.





Vampy in 1/72

The first Vampire in 1/72 was issued by Frog in the early 1970s. Heller issued a much nicer Vampire FB.5 in 1979, which was nicely detailed for the time, if plagued by raised panel lines. This kit was later issued by Revell, Lodola, and Airfix. CMR issued a line of resin kits with excellent detail, but it wasn't until 2010 that a new Vampire appeared in injected plastic. This was issued by A-Model (enough said) and then a couple of years later Dragon/Cyber-Hobby issued a very interesting kit. It featured some amazing molding, but had a cockpit that appeared to be based on one side of a Vampire T.11. The instrument panel looked more like a jukebox, the drop tanks had way too much of the aforesaid Chicago pizza, and there were quite a few spurious panel lines. All other Vampires kits were rendered moot when Special Hobby issued their first Vampy in 2014. This kit has been reboxed by Xtrakits and Revell Germany.

The Kit

As stated above, this kit was first issued in 2014, but Special Hobby have finally decided to release the kit with RCAF decals. As a bonus, Mexican, RAF Auxiliary, and Norwegian markings are included.





really see it anyway! The fuselage pod is split into top and bottom parts, not the usual left and right halves. One nice item about the Special Hobby kit is they provide alternate noses for the clear panel used on RCAF Vampires. (Airfix missed this in their recent 1/48 kit.) Wings are assembled from top and bottom halves, intakes, and then the round wingtips are added. Again, SH has done the modeler a service molding these in clear plastic, so the landing lights can be masked off before painting. The tail booms have sturdy locators, but make sure to get these straight. Finally, the landing gear, drop tanks, and other ancillaries are added and the model is complete.


The kit consists of two runners of gray plastic and one of clear parts. The parts included would allow a Vampire F.3, FB.5, FB.6 and FB.9 to be built from the box, but we will focus on the RCAF Vampire F.3. All parts are crisply modeled, no flash is featured, and the panel lines are quite fine. This is a long way from early Special Hobby kits!

Construction starts with the cockpit...I feel like I've written that before somewhere...and is nicely detailed with a seat, stick, gunsight, instrument panel, and the odd radio box. (The kit only includes a single option for a stick style control column, but the RCAF and Mexican aircraft were fitted with a spade grip. To the spares box!) This should be enough detail for a cockpit that has to be painted black. Decals are provided for the instrument panel and seat harness. (For the modeler's enjoyment, two RCAF Vampire cockpit photos are included courtesy of the Department of National Defence/Library Archives Canada RE-4086-4 and RE-4086-5) Something has gone quite wrong with part B36, as a pop machine has been added to the middle of the jet fan. The good news is you won't



The decal options are for a RCAF aircraft from 438 "City of Montreal" Squadron with some nice red trim, a stunning green and yellow Mexican Vamp with a



shark mouth (No wonder they called these things avocados!), a rather plain Royal Norwegian Air Force aircraft, and a 614 Royal Auxiliary Air Force example



with large green and red boom bands. Decals look beautiful on the sheet and include full stencils. Special Hobby helpfully have provided cut up decals for the RAuxAF serials that have to be placed over the gear doors. (NOTE: Vampires were made of wood, so don't use polished aluminum or other natural metal colours. You are trying to replicate silver paint.) Vampy is my kinda girl, I look forward to spending more time with her. My heart is certainly with the RCAF option, but that fine Mexican lass sure is attractive.



* The Vampire did appear in a few British post war films. Check out "High Flight" to see where some of the inspiration for Top Gun came from, and "Sound Barrier" (also released as "Breaking the Sound Barrier") for the improbable scenes of a test pilot taking his wife to Cairo for dinner in a Vampy night fighter.







Hey
IPMS Canada...

How about some
free decals
for this?!





TRANSOCEANIC SABRE

SABRE Mk. 4, 422 'Tomahawk' Sqn. RCAF
RCAF Uplands, Ottawa, Canada
24 August 1953

-  White
-  Natural Metal
-  Yellow
-  Blue
-  Red
-  Brown
-  Black (except '422' which is Blue)

B. Findlay



18 Dec 72 · Happy Battle of the Bulge Anniversary

G. G. Hopp

As seen on the **RT** cover art from Vol. 5, No. 2, this Canadair Sabre 4 would be a great subject for a set of decals... especially given Airfix's new 1/48 kit.

It's one of the aircraft that participated in operation "Leapfrog 4", the last phase of the Air Division build-up in Europe. This entailed the movement of 414, 422, and 444 Squadrons from Uplands (Ottawa), via Goose Bay, Greenland, Iceland, and Scotland, to 4 (Fighter) Wing at Baden-Soellingen, Germany, in August 1953. This particular aircraft was one which, though flying with 422 Sqn., was destined for the RAF – hence the RAF markings.

It's quite difficult to find photos of this particular aircraft, but we've managed to assemble a few. While not the best quality, they do show this unique aircraft




with its colourful markings. Come on, IPMS Canada. I'm sure modellers here and in the UK would love to see this on the next set of free decals!



Above: This shot provides a nice view of the 422 tomahawk emblem.

Left: Ceremonies before departure. It's unclear just when the RAF roundels were applied... perhaps after this ceremony. Note that the aircraft does not have any code letters or number.

Right: Here is XB727 in RAF/422 Sqn. markings. If anyone has additional info on this aircraft, please let us know.



DH Mosquito B.35/P.35

Spartan Air Services Colours

This is part of an article by **Bill Zuk** that originally appeared in the Winnipeg Chapter's newsletter, "The Sprue".



My suggestion last issue for a decal sheet produced by IPMS Canada was for a sheet based on *Spartan Air Services*, a Canadian aerial survey company based in Ottawa but operating all over the globe. First known as Spartan Aero, the company was founded in 1946-1947 by two RCAF veterans who were quick to realize there was an increasing need for aerial survey projects, especially in Canada's far-flung north.


Spartan Air Services had a training school and an overhaul plant at Uplands airport. The company operated a diverse fleet of aircraft and helicopters that included Avro Ansons, Avro Lancasters and Yorks, Beechcraft 18s, Cessna 310s, Consolidated Canos, DH Mosquitos, a sole DH Sea Hornet, Douglas DC-3/C-47s, Learjet, Lockheed P-38 Lightnings and Lockheed Venturas. By 1957, Spartan was also Canada's largest helicopter operator, flying Bell 47s and Vertol H-21s.

Although mainly engaged in aerial photography and surveying, Spartan also provided transport and cargo services to the RCAF. The main contracts were to supply the Dew Line and Mid-Canada Line, also known as the McGill Fence, a series of radar stations located in mid-Canada as well as the far north.

With the availability of a multitude of scale models that can easily be representative of the Spartan fleet of aerial survey aircraft and helicopters, there are a great number of colourful examples that would be suitable. Two of the most distinctive Spartan Air Services fleet were the postwar adaptations of the Lockheed P-38L Lightning in its "droop snoot" or "Pathfinder" variants wearing bright orange/red, all-over, aluminum/natural metal, or even a black and yellow scheme; and the DH. 98 Mosquito B.35/PR.35 variants in a similar number of colour schemes.

CF-HMS, the prototype Mosquito PR 35 has survived and is being restored over a 10-year process by the *Calgary Mosquito Society* at its warehouse in Nanton, Alberta. Stay tuned for more to come.





Additional Notes...

If you're interested in building one of Spartan's Mossies, you're in luck. Airfix has a Mosquito B.XVI in 1/72 scale, and a PR.XVI in 1/48. These versions can be modded to a Mk. 35 without too much trouble. The 1/48 kit comes with both bulged and conventional bomb bay doors. The 1/72 kit does not have the bulged doors, but Freightdog Models makes a resin conversion set which provides the doors (and a few additional parts).



Above: The Airfix 1/48 PR.XVI kit.

Below: The Airfix 1/72 B.XVI kit.

Left: The 1/72 Freightdog parts



An assortment of Spartan Mosquito schemes. The top image provides a good view of the white-painted canopy top area.



SEARAM ADDENDUM

This is a follow-on to **Glenn Cauley's** SeaRAM build article in the last *beaverTales*. It's now done, and he has sent a few photos of the finished vignette that I'm sure you'd like to see. (Cell phone shown for scale. Love the dude with the water bottle!)



NEW!

1/48 Bf 109G-6 'cartoon' aircraft

1/48 Special Ops Skyraiders

ILIAD DECALS
from Canada

See them all on our website! www.iliad-design.com

ATTENTION MEMBERS

IPMS Canada wants to give your local hobby shops some **FREE ADVERTISING** in *beaverTales*... just like the other businesses you see on these pages. But to do so we need to contact them. Send us the names (and contact info if you have it) of the shops in your area. Email us at box626@ipmscanada.com.

Our Promotion honcho will then get in touch with them and make them an offer they can't refuse... so to speak.



WINGMAN TOOLS

Innovative and unique 3D-Printed paint and tool storage for your workbench, made in Canada.

www.wingmantools.ca

Use "IPMS15" for a 15% discount



ROYAL CANADIAN NAVY
Aircraft Finish and Markings
1944 – 1968
Volume 2
Patrick Martin



"Royal Canadian Navy, Aircraft Finish and Markings, 1944-1968, Volume 2"
The "Grey Book" (2021)

This book illustrates RCN aircraft finish and markings used between 1944 and 1968, expanding further on the material covered in the first volume published in 2007. This is designed as the companion for the first book and also as a stand-alone book on the subject. This volume tells the story in text, photos and drawings of the Canadian Naval Air Arm, from the beginning with the manning of HMS Nabob and HMS Puncher, the two escort carriers starting in late 1943 in Vancouver, until the demise of the Royal Canadian Navy in 1968. The work runs 152 pages (14 in colour + 4 covers), 130+ drawings, over 360 photos, plus a further 60+ colour. Ask about an all special colour printing.

The cost is \$75.00 plus postage \$15.00. 104655@telus.net or canmilair.square.site/s/shop
Martin Slides, 20534 50th Avenue,
Langley, B.C., Canada V3A 5P5

Sea King 4008 HS 50
HMCS Bonaventure HMB Portsmouth



The Centennial Leaf



Sea King 4024
HS 50 visiting
RCAF Rockcliffe 1967

www.hobcen.com

613-288-1299

*"...the best selection of plastic
model kits in the city"*
- The Ottawa Citizen



6-33 Royden Place, Ottawa, ON K2E 1A3



MMPBOOKS
www.mmpbooks.biz

MMP Books is pleased to offer
a 10% discount to
IPMS Canada members.

On checkout enter discount code
IPMSCanadaut956





Aviation History by Design & Illustration

- Decals n' Docs
- Publications
- Aircraft Profile Art
- Research & Consultation
- Editorial & Illustration
- Historical Interest

Past and present, SkyGrid Studio research, consultation, editorial, and graphics services have been engaged by noteworthy companies and organizations such as Airfix, the Canadian Aviation Historical Society, Linden Hill Decals, Corgi, Eagle Editions, Zatz Decals, the Canadian Aviation Heritage Centre, the Fox Moth Museum, AirDoc, Vintage Wings Canada, Dundurn Press, and University Press of Kansas. Good company, one and all...

What we make (= •) is firmly underpinned by what we do (= •). Go to our website at www.aviaecology.com to sign up for our newsletter. Go to our eBay shop at stores.ebay.ca/Aviaecology to see what's still available. You'll be in good company.



KESTREL PUBLICATIONS



An exciting new G affordable series with in-depth profiles on a wide variety of Canada's military aircraft.

Check out our website for new titles.
And also visit our resource pages on the website for information on designations, fleet serial number histories, squadron codes, bases and airfields.



www.kestrelpublications.com

Carefree

Hobbies, Models & Collectibles



1029 Speers Rd., Unit 8
Oakville, ON
L6L 2X5

905-844-8526
www.carefreehobbies.com



THUNDERBIRD MODELS

Plastic kits, flying models, paints, tools, decals & accessories!

10% discount to IPMS members
www.thunderbirdmodels.com