

# RT Random Thoughts

By Modellers,  
For Modellers



**1:48 CF-188A 2017  
Demo Team Hornet,  
by Gerry Doyle, IPMS Ireland**

**BONUS!  
FOUR EXTRA  
PAGES!**



*Also in this issue*


- 1:87 FDNY Fireboat "Fire Fighter"*
- 1:72 German Navy Br.1150 Atlantic 1*
- 1:25 "Space Odyssey", AMT's Classic Ford Van*
- 1:48 Captured Bf 109B*



**Volume 42 • Number 1 • Spring 2020**  
[ipmscanada.com](http://ipmscanada.com)



## Table of Contents



<b>Editorial</b> Steve Sauvé .....	3	<b>1:87 FDNY Fireboat "Fire Fighter"</b> Barry Maddin .....	4
<b>Cartoons</b> Dave Fletcher .....	38	<b>1:48 CF-188A 2017 Demo Team Hornet</b> Gerry Doyle .....	15
<b>Cover Comment:</b> Putting the 'I' in IPMS, an IPMS Ireland member brought this model to the IPMS (UK) National convention at Telford in 2017 where it was spotted by IPMS Canada members. Gerry Doyle of Dublin built this extremely eye-catching model of the CF-18 Hornet 2017 CAF airshow demonstration scheme. See page 15 for the full build article.		<b>1:72 German Navy Br.1150 Atlantic 1</b> Bernie Hengst .....	22
		<b>1:25 "Space Odyssey", AMT's classic Ford van</b> Massimo Santarossa .....	27
		<b>1:48 Captured Bf 109B</b> Brian Latour .....	33

## Future aRTicles...

Here are some articles that are coming down the **RT** pipeline. If you have something that might fit in with related topic to make it a theme, please contact the Editor. Heck, if you've got something on any modelling topic, get in touch!

1:35 Leopard C2, CF-5 "Aggressor" Camo, 1:48 CH-47A Chinook, 1:48 "Buddy Holly" Bonanza, 1:24 Hawker Hurricane, 1:72 P-51H Mustang, 1:72 RCN Avenger, Chroming parts, 1:48 P-47D SEAC,





# FDNY Fireboat "Fire Fighter"



1:87



**Barry Maddin**  
**IPMS Canada C#6000**  
**Truro, Nova Scotia**



with a black band at the top with the fittings,  
♦ hose nozzles and manifolds in polished brass.

## The FDNY Fireboat "Fire Fighter"

The fireboat "Fire Fighter", built in 1938 by United Shipyards of Staten Island, New York, was named to honour all the firemen of the FDNY (Fire Department of the City of New York) who were killed in the line of duty, rather than naming it after a NYC mayor, as was the tradition with previous boats.


The Fire Fighter would remain the most powerful fireboat in the world for decades. It was the first diesel-electric fireboat delivered and was equipped with eight deck monitors and a 55-foot water tower.

When new, Fire Fighter had a colour scheme comprising:

- ♦ a black hull and water tower,
- ♦ a white band along the top of the hull,
- ♦ a white deckhouse and pilothouse,
- ♦ a buff colour smokestack,

The aft water tower was removed in 1962 and by 1988 the Fire Fighter was painted fire engine red from the waterline up, with same white band at the top of the hull. The deck and monitor platform was also painted fire engine red as are the nozzles, stack and radar mast.

Fire Fighter was built with a pair of Winton sixteen-cylinder diesel engines, with each tied to an electric generator capable of powering her twin 1,000 horsepower electric motors. Once at the fire scene the boat's engineers needed to divide power between the screws and the fire pumps. When 100% of the power is sent to the pumps she was capable of delivering 20,000 gallons of water per minute to either of her fire monitors, or ashore to trucks fighting more traditional fires. The Fire Fighter remained in active service for 74 years, from 1938 to 2012. The Fire Fighter's last action was responding to the 9/11 disaster, providing water with her powerful pumps to land-based fire trucks when the fire mains around the twin towers failed.



The original 1963 release of "Fire Fighter"

## The Kit

Unlike the original 1963 Revell kit that came with plated brass-coloured fittings the 1992 reissue (Fig. 1) is produced in white and black plastic. Note that



# CF-188A 2017 Demo Team Hornet



1:48

Gerry Doyle  
IPMS Ireland  
Dublin, Ireland



*Editor's note: I saw this model at the IPMS(UK) Scale Modelworld show at Telford in 2017 and thought it would be a great subject for RT. The author kindly responded to my request to contact me about publishing the build.*

When the box art for this kit first popped up on social media I pre-ordered it right away. Having seen photos of the unveiling of the 2017 RCAF Demo Team commemorative scheme I knew I just had to do a model of it. With the large maple leaf motif on the spine and the theme carrying all over the topside I knew it would be a gorgeous addition to my display cabinet.

Kinetic have been going from strength to strength over the past few years improving their quality with each of their releases and their F-18 family really are first class, and with subjects like this they are on a winner.



## THE BUILD

As always with my builds I started with the sub-assemblies as I like to get them out of the way early so they are not hanging over my head at the end.


### Undercarriage and Wheel Wells

The first job I did was build the undercarriage. The nose gear comprised nine pieces and went together very well. I did have to check references here as the instructions did tend to be a bit vague on the placement of some parts. However, when built up and painted they looked very good indeed, as did the main gear. The wheel wells were painted white, too.



The main gear and nose gear are painted gloss white.

I had most of the AMMO MIG paints handy that were called



The main wheel wells and the inner faces of the doors are painted gloss white



# A German Navy



## Br.1150 Atlantic 1

**Bernie Hengst**  
C#2020  
Toronto, Ontario



### History

In 1958, NATO invited competitive bids to find a successor to the outdated Lockheed P2V Neptune for the anti-submarine role. A total of 24 projects from 9 countries were received and the Breguet Br.1150 was awarded the contract. The consortium for the production was made up of companies from France, Germany, Netherlands, Belgium and Italy.

After the first flight on 21 October 1961, it was four more years before the first production aircraft were delivered to France and Germany. The French "Aeronavale" received 40, the German "Marine" 20, the Dutch "Koninklijke Marine" 9 and the Italian "Marina Militare" 18 aircraft.

In 1971 five of the German Atlantics were modified to perform the Com-

munication Intelligence (COMINT) and Signal Intelligence (SIGINT) roles. When the Atlantics were retired in 2006 the COMINT/SIGINT versions served another few years.

### The Kit

The Revell model of the Atlantic was sent to me by a friend in Germany. The large box was filled with eight sprues of light grey-blue plastic with 157 parts and a small sprue of 17 clear parts. The instruction booklet of 20 pages covers the 75 steps of the build.

This is a large model, similar in size to the C-130 Hercules or the C-160 Transall. Decals are included for Dutch, French and German aircraft. I wanted to finish and paint

the model as a replica of an Atlantic of Marinefliegergeschwader 3 "Graf Zeppelin" in the retirement paint scheme worn on Airday 2006. This was made easy for me by Revell, as they included the codes 61+11 which were the German markings on the decal sheet.







# “Space Odyssey”



## AMT’s classic 1:25 Ford van gets an “out of this world” custom paint job

Massimo Santarossa  
IPMS Canada C#6052  
Calgary, Alberta



### Background

In 1978, American-International produced the movie “Matilda,” the story of a boxing kangaroo. If you have never heard of it, don’t worry. It was a poor film that tested so badly it was not given a wide release. The only thing worse was the paint job on the 1977 Ford Econoline van featured in the movie. AMT produced a kit version of this van, and yours truly built one as a youth. Nostalgia being what it is, the desire to revisit this build, but with hopefully improved skills, developed.

### The Kit

After searching online for a model that wasn’t going to cost more than the real thing, an original boxing was found. This time, however, the yellow, brown and orange paint scheme was traded in for something less garish. The large, clear bubble on the roof was reminiscent of an astrodome, perfect for star gazing from a secluded field or camp site, thus came the inspiration for a space-based finish. This was going to be an adventure, not only because

it was trip down memory lane, but also because it would be my first attempt at a custom paint job.



Fig. 1 - Check out that paint scheme and the beefy bumper. I would have to do better than that. This box dates from 1979, and the Ford van is still available from AMT (Round2 Models) in its present “Phantom” boxing, including many of the custom parts.





# A Captured Bf 109B

1:48

**Brian Latour**  
C#3806  
Ottawa, Ontario



When IPMS Ottawa decided that their annual theme contest for 2019 would be “In Enemy Hands”, it didn’t take me too long to decide what I wanted to do. The Bf 109 is a very popular aircraft, but for a variety of reasons, I generally avoid subjects that have a connection to WW II Nazi Germany. However, this contest would give me a chance to do a 109 in such a way that sidestepped the whole modelling Nazi stuff issue. So, as soon as the contest theme was decided upon, I started Googling around to see if any of the Condor Legion 109s were captured by the Republicans, and lo and behold, they managed to snag one in late 1937.

The catch with this plan is that I hadn’t actually built an airplane model since my youth, when I had all the time in the world to assemble kits with the skill and enthusiasm of my twelve year old self. When I got back into hobbying, it was mainly through painting figures and miniatures, then dabbling in the world of gundam modelling. Figures and busts are still my subject of choice, so my strengths are more in rendering of light and shadow with paint than in working with tiny photo-etch bits.

I did build a few cheap, old kits just to practice and try

out techniques, making this my third model airplane in the last 15 years or so. That said, while there are a lot of transferable skills between all genres of modelling, there are some stylistic and technical influences from my figure painting background that influenced this build. There is a particular emphasis on painting on the highlights and shadows like you would do on figures, which normally isn’t present on aircraft models. I suspect that if you put it on a contest table next to other model aircraft and told a passer-by that one of the models on display was done by a figure painter, he or she would have little difficulty in guessing which one it was.

## Background

The Spanish Civil War is an under-appreciated conflict. Left-leaning people from many countries volunteered to fight fascism in Spain and made the journey across the Pyrenees to the Republican zone. Both Ernest Hemingway and George Orwell volunteered to fight with the Republicans, as did Dr. Norman Bethune, who is quite possibly the most famous Canadian historical figure in the world (Justin Bieber excluded?) based on his later medical work in China.

Unfortunately the Fascists won, and those who fought against fascism ended up not exactly receiving a hero’s welcome when they returned home – branded as “premature anti-fascists”, they were treated with suspicion by their home governments, and to this day, there are very